



Moss Motors Car Cutout Model

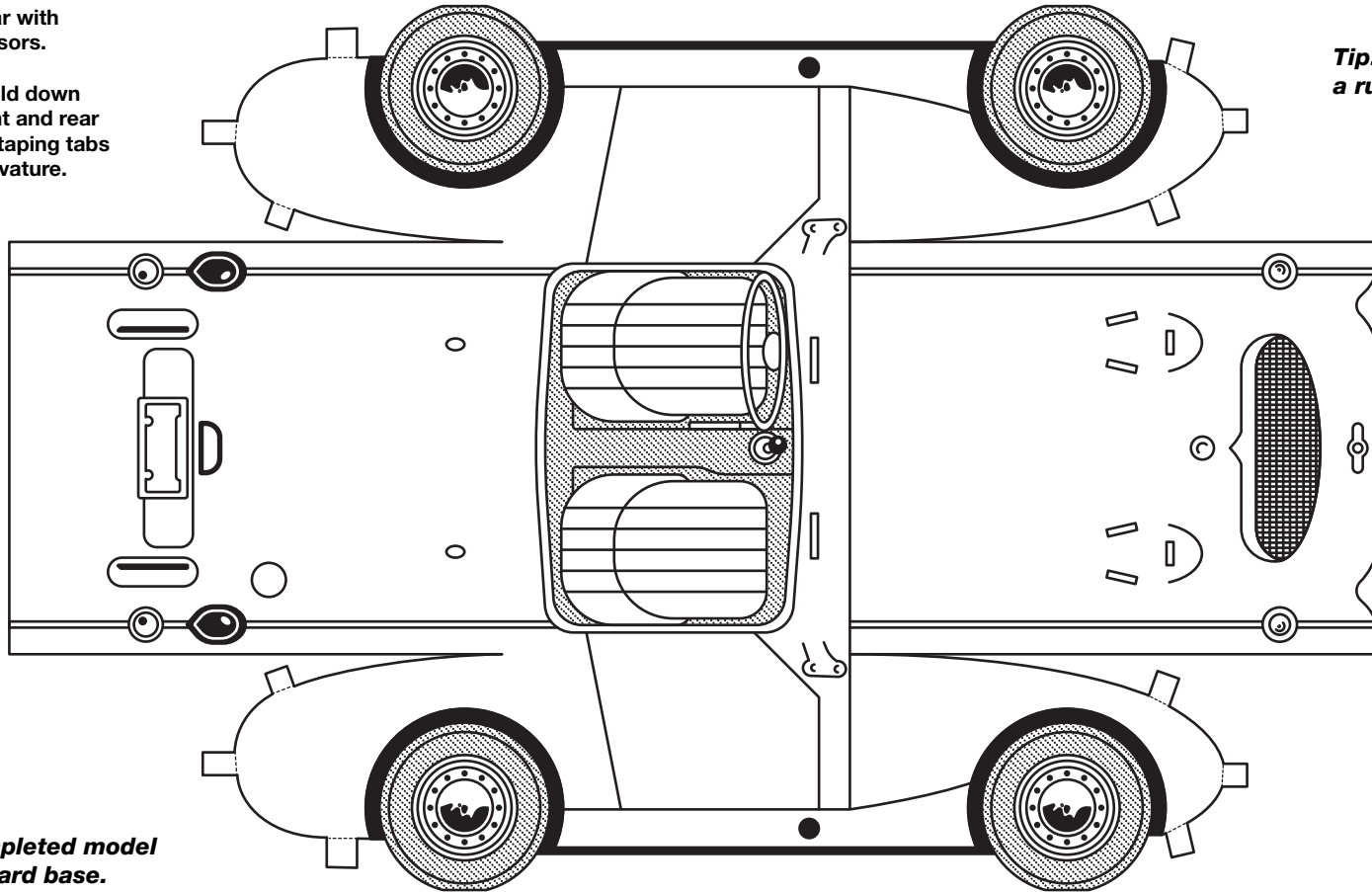
AUSTIN-HEALEY SPRITE MK I
Commonly called the "Frogeye" Sprite in the U.K., and the "Bugeye" Sprite here in the U.S.A., this tiny sports car has enjoyed an enthusiastic following over the years. A total of 49,615 were produced between 1958 to 1961.

It is easier to color your Sprite before you cut it out.
Felt tip markers or color pencils work great.

Carefully cut out the car with
an X-Acto knife or scissors.

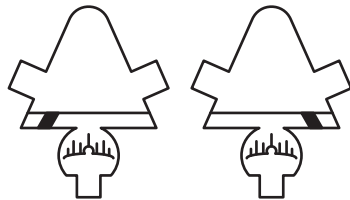
After cutting out car, fold down
tabs, then roll over front and rear
body panels, gluing or taping tabs
inside to hold body curvature.

**Tip: Make long folds using
a ruler for straight-edge.**

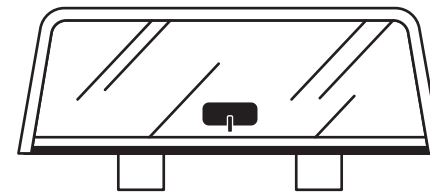



Optional oil spot

**Tip: Tape completed model
to cardboard base.
(Black or dark gray looks good.)**



Fold headlight nacelle as shown
and position in slots in hood.



Locate windshield in slots on cowl, giving
it a slight curvature to make it stand up.