

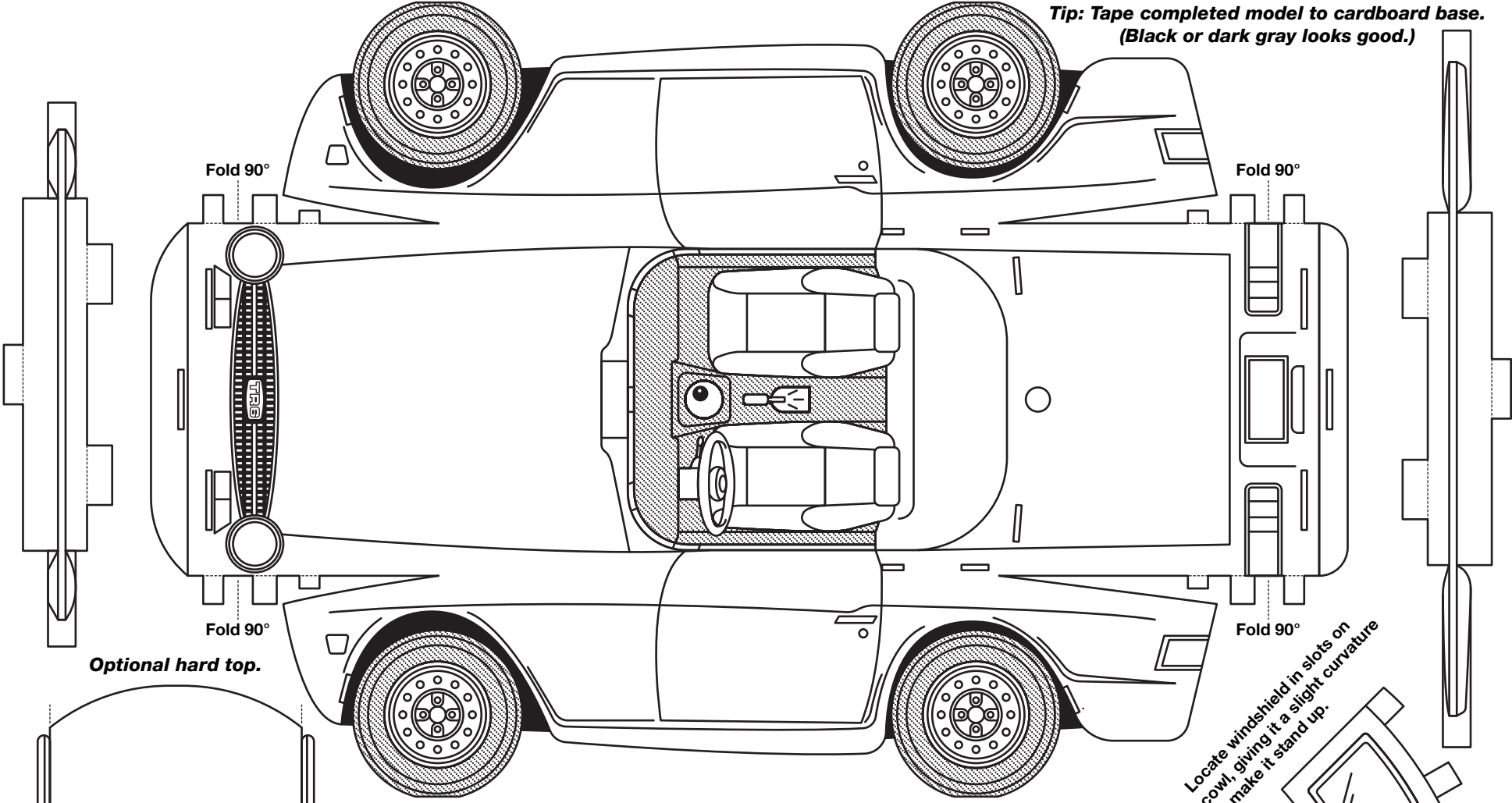


# Moss Motors Car Cutout Model

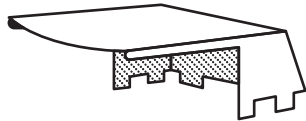

**TRIUMPH TR6**  
November 1968 marked the beginning of TR6 manufacture, with 91,850 produced through 1976. The large displacement 6-cylinder engine has ensured an enthusiastic following among sports car aficionados.

**Tip: Tape completed model to cardboard base.  
(Black or dark gray looks good.)**

Fold bumpers in "v" shape to line up with slots in front and rear of body, then fold over ends and fit in into slots on side of body.




**Optional hard top.**



**Finished top fold detail.** Locate in slots in body or, if it's a nice day, leave it off.

Locate windshield in slots on cowl, giving it a slight curvature to make it stand up.



It is easier to color your TR6 before you cut it out. Felt tip markers or color pencils work great.

Carefully cut out the car with an X-Acto knife or scissors.

After cutting out car, fold down tabs, then roll over front and rear body panels, gluing or taping tabs inside to hold body curvature.