

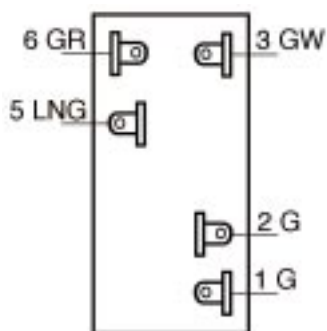
MGB Hazard Warning Switch

Part #141-630 / 140-540

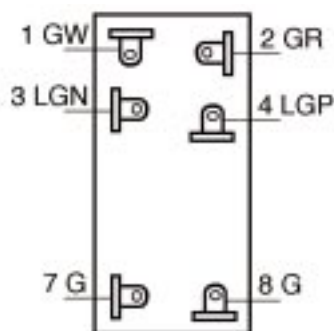
Instruction Sheet

Two slightly different versions of the same basic switch were fitted to 1968-72 MGB's & Midgets. Exact change points are incorrectly documented and British Leyland and Lucas source material does not agree as to when the 141-630 switch was replaced by the 140-540 switch. Both are interchangeable providing that reference is made to the following schematic illustrations. Please note that the terminals on some switches may not be marked, however reference to the orientation of terminals on the switch that you are fitting compared to the two possible options should allow for a successful installation. These are essentially single thrown, double pole switches. The power comes into the switch on the 2 terminal side and leaves by the 3 or 4 terminal output side.

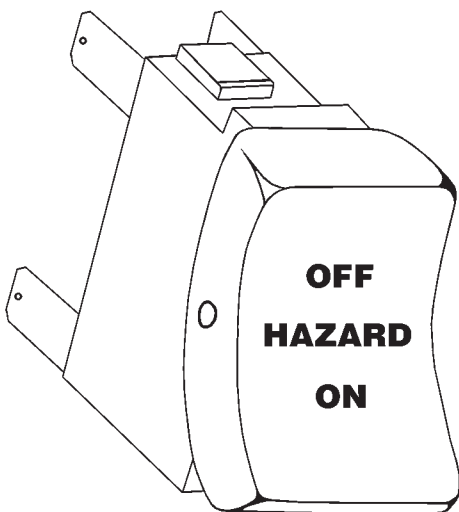
When fitting the early 5 terminal switch to a later spec vehicle it will be necessary to attach the LGN wire to the "P" terminal of the hazard flasher.



BL # 37H2679
Lucas # 35888
Moss # 141-630



BL # 37H7422
Lucas # 39846
Moss # 140-540



Wiring Color Code

G	Incoming Power
LGP	to Hazard Warning Lamp
LGN	to Flasher Unit
GW	to R/H Side Lamps
GR	to L/H Side Lamps



MOSS MOTORS, LTD.

P.O. Box 847 440 Rutherford Street Goleta, California 93117 (800) 235-6954 FAX (805) 692-2525
Instruction sheet #980-048 1/98