

Supplemental Information & Instructions for 222-928 K&N Air Filter Elements MGA with original Vokes Air Cleaner Housings

Contents of Kit

Item	Qty	Description
223-005	2	FILTER, ELEMENT, K & N
372-045	1	SEAL SET, FELT, AIR FILTER

The original MGA air filter is really just an oiled screen. It will keep rocks and leaves out of the engine, but it will allow dirt and grit through. Filter technology has advanced far beyond the filters designed in the 50s & 60s. This kit allows you to replace the original air filter element with a very efficient K&N air filter inside the original Vokes air filter housing. You get the benefits of modern technology without losing the vintage look.




Fig 1

Installation Notes

- 1) Disconnect the air breather hose
- 2) Remove both Vokes air cleaner assemblies from the carburetors.
- 3) The base plate of the front air cleaner has a pipe projecting inside the air cleaner.
- 4) Place the K&N air filter on the base plate and look at the breather pipe- you will see that the rubber base seal of the air filter sits on top of the pipe. To correct this, cut or grind (Dremel) a notch in the rubber (Fig 2) so the filter sits flat.
- 5) Place the air filter with the notch in the base plate over the breather pipe. In some cases, it may be necessary to grind away part of the pipe to get the filter to sit flat. (Fig 3)
- 6) Test fit the upper and lower plates on the air filter. (Fig 4)
- 7) The Vokes housing has a screen of expanded metal, and you may be able to fit the K&N filter inside that screen. It helps keep the original look intact.
- 8) Trim the edge of the screen so it is no taller than the height of the K&N filter.
- 9) Because of minor variations between air cleaners, you may find it necessary to use one or more of the felt rings to seal the filter to the plates.
- 10) Bolt the base plates to the carburetors.
- 11) Fit the K&N Air filter to the rear base plate and secure the top plate.
- 12) Fit the K&N Air filter to the front base plate and secure the top plate.
- 13) Reconnect the breather hose.




Fig 2




Fig 3




Fig 4

If you don't have original Vokes Air cleaners, you may pick them up used, or order them from Moss. Order 372-127 Front, 372-137 Rear. You get the top & bottom plates, the outer mesh screen, and the bolts that hold it together.

*To maintain the K & N filter elements, we suggest you use
231-480 K&N Filter Cleaning Liquid
231-490 K&N Filter oil (250 ML bottle)*



Moss Motors, Ltd.

440 Rutherford Street, Goleta, California 93117
In the US & Canada Toll Free (800) 667-7872 FAX (805) 692-2510 (805) 681-3400

Moss Europe Ltd.

Hampton Farm Industrial Estate, Hampton Road West, Hanworth Middlesex, TW13 6DB
In the UK: 020-8867-2020 FAX:- 020-8867-2030