



Supplemental Information & Instructions for 838-020 Sprocket, Cam, without oil catcher Austin Healey 100 (BN1, BN2)

The Original Cam Gear 1B1519



Photos courtesy of Roger Moment



About the Gear we Supply...

The only source we know of is in the UK. They have been supplying this gear without the sheet metal stampings that are riveted to the front & back of the gear to make up the oil catcher assembly. Given the limited demand and the cost of the necessary tooling, this is understandable. The gear we offer does come with the rivets required to re-attach the oil collector off your original cam gear. Note the relation of the notch in the sheetmetal to the dimple in the timing gear.

If you do not have an original cam gear, or the sheetmetal pieces of the oil collector, it will be necessary for you to obtain a used gear assembly.

If you have any doubts about your ability to rivet the assembly together, we strongly suggest that you have it done by a competent mechanic or machinist.

From the 100 Workshop Manual

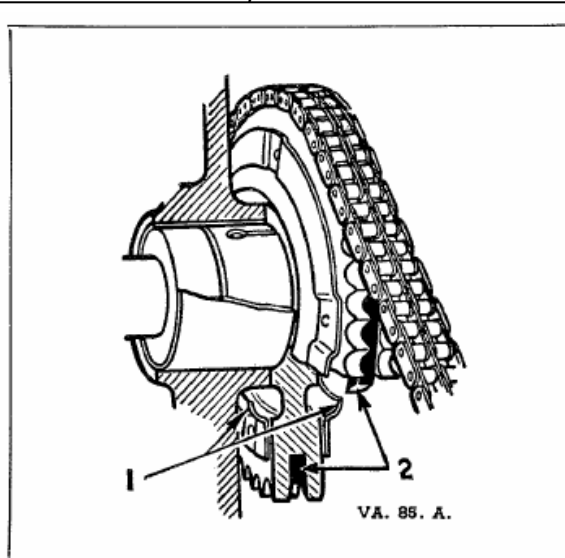


Fig. 4. Oil catchers 1 feed a flow of oil to the chain on each side of the camshaft and a synthetic rubber tensioner ring 2 ensures quiet running and takes up slack in the chain.



Moss Motors, Ltd.

440 Rutherford Street, Goleta, California 93117
In the US & Canada Toll Free (800) 667-7872 FAX (805) 692-2510 (805) 681-3400

Moss Europe Ltd.

Hampton Farm Industrial Estate, Hampton Road West, Hanworth Middlesex, TW13 6DB
In the UK: 020-8867-2020 FAX:- 020-8867-2030