

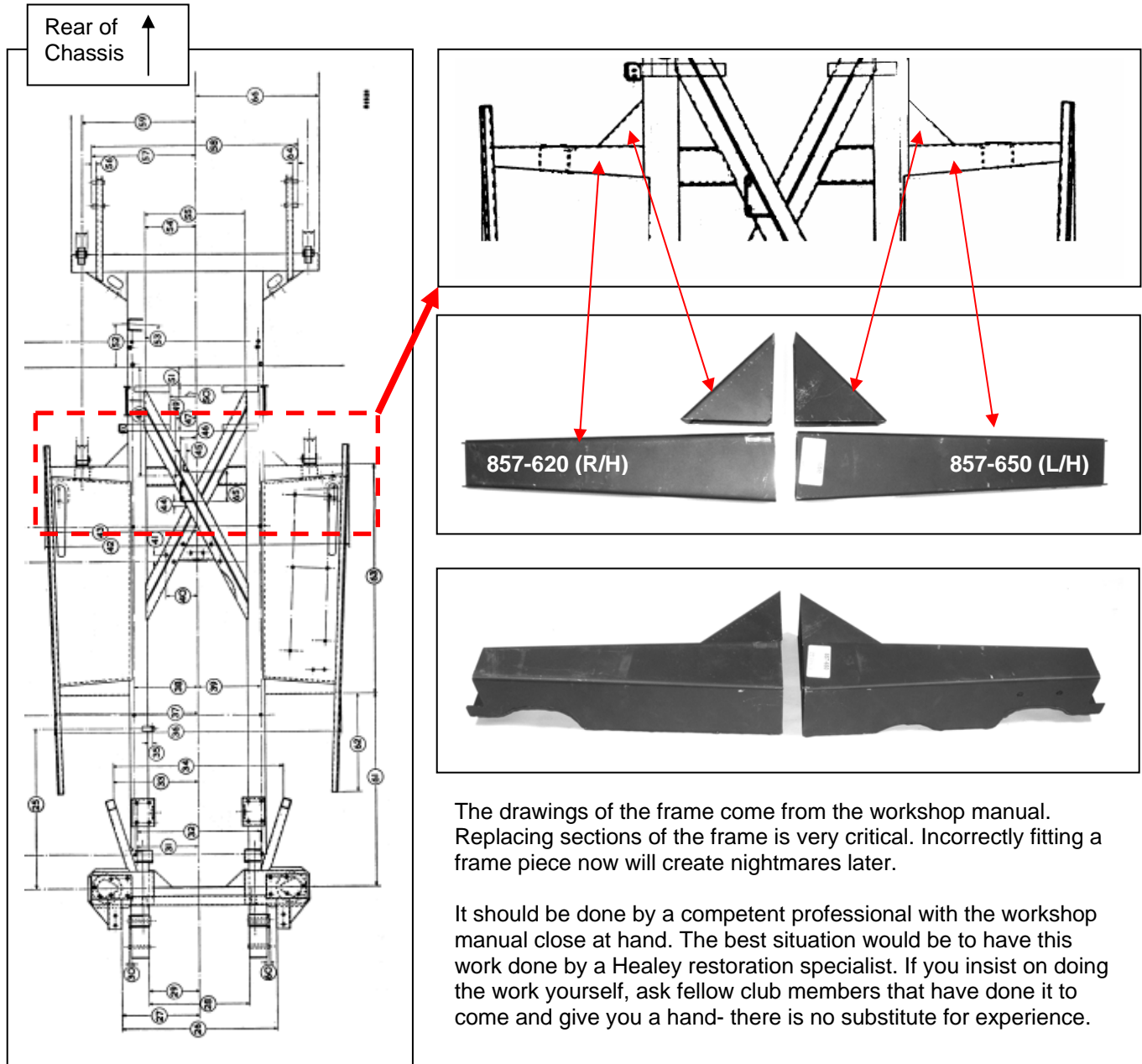


1 **Supplemental Information**
2 **for**
3 **857-620 Chassis Outrigger, Rear, R/H All 100, 100-6, 3000**
4 **857-650 Chassis Outrigger, Rear, L/H 3000 BJ8**

5
6 The pieces in the pictures below are positioned so that you are looking at the front-facing surface and the
7 bottom surface of the outriggers to facilitate identification once the labels have been removed.
8



50
51
52
53
54
55
56
57
58
59
60
61
62
63
64
65
66
67
68
69
70
71
72
73
74
75
76
77
78
79
80
81
82
83
84
85
86
87
88
89
90
91
92
93
94
95



The drawings of the frame come from the workshop manual. Replacing sections of the frame is very critical. Incorrectly fitting a frame piece now will create nightmares later.

It should be done by a competent professional with the workshop manual close at hand. The best situation would be to have this work done by a Healey restoration specialist. If you insist on doing the work yourself, ask fellow club members that have done it to come and give you a hand- there is no substitute for experience.

Although every effort has been made to ensure the accuracy and clarity of this information, any suggestions that you may have that will improve the information (especially detailed installation notes) are welcome.

Please use the simple email form on the "Contact Us" page on the Moss website:

<http://www.mossmotors.com/AboutMoss/ContactUs.aspx>

If you prefer, you may call our Technical Services Department at 805-681-3411. So many people call us for help that we are often not able to answer the calls as fast as we'd like, and you may be asked to leave a message. We apologize in advance for the inconvenience. We will get back to you within 2 business days.



Moss Motors, Ltd.

440 Rutherford Street, Goleta, California 93117
In the US & Canada Toll Free (800) 667-7872 FAX (805) 692-2510 (805) 681-3400

Moss Europe Ltd.

Hampton Farm Industrial Estate, Hampton Road West, Hanworth Middlesex, TW13 6DB
In the UK: 020-8867-2020 FAX:- 020-8867-2030