






1 Supplemental Information
2 for
3 **857-865 Replacement Frame Rail Section, Front, R/H**
4 **857-875 Replacement Frame Rail Section, Front, L/H**
5 **Austin Healey 100, BN1, BN2**



47 The frame rail repair section is about 58 1/2" long. Included with the
48 frame rail are the two threaded tubes that go through the rail at the
49 front, and the AH505R bracket for attaching the shroud.




50 Location of the AH505R bracket, using a Kilmartin 100 BN2 frame as a reference.
51




100
101 The tubes have been placed into the holes for reference only; they are sticking out too far and should not
102 look like this when they are welded in place.
103
104

105
106
107
108
109
110
111
112
113
114
115
116
117
118
119
120
121
122
123
124
125
126
127
128
129
130
131
132
133
134
135
136
137
138
139
140
141
142
143
144
145
146
147
148
149
150



Note the section to be cut out to form the joint.



Austin Healey frame pieces and sheetmetal from Kilmartin in Australia are recognized by restorers as being among the best, if not the very best. The quality and workmanship is second to none, and their products have been used to save and restore hundreds of Big Healeys all over the world.

This frame rail section includes the two threaded steel tubes for the nose of the frame rail. Also included is the Kilmartin AH 505R, the bracket welded to the nose of the frame rail to which the shroud is secured.

No instructions for the installation of this piece are included, nor are they available. This type of work really needs to be done by a specialist with years of experience, preferably working on Healeys. It is too easy to make a mistake, and the consequences can be anything from expensive to dangerous.

Although every effort has been made to ensure the accuracy and clarity of this information, any suggestions that you may have that will improve the information (especially detailed installation notes) are welcome.

*Please use the simple email form on the "**Contact Us**" page on the Moss website:*

<http://www.mossmotors.com/AboutMoss/ContactUs.aspx>

If you prefer, you may call our Technical Services Department at 805-681-3411. So many people call us for help that we are often not able to answer the calls as fast as we'd like, and you may be asked to leave a message. We apologize in advance for the inconvenience. We will get back to you within 2 business days.



Moss Motors, Ltd.

440 Rutherford Street, Goleta, California 93117

In the US & Canada Toll Free (800) 667-7872 FAX (805) 692-2510 (805) 681-3400

Moss Europe Ltd.

Hampton Farm Industrial Estate, Hampton Road West, Hanworth Middlesex, TW13 6DB

In the UK: 020-8867-2020 FAX:- 020-8867-2030